

This pecha kucha should take no longer than 1 hour to compile and rehearse.

Don't spend too long on it - it's informal but you will find it useful to have a few rehearsals beforehand.

Zoe Zoe (Zoe Huang)

“KEEP IN MIND”/ Hide-out/ Safety corner/ “Playground”...

This is a **mini** pecha kucha, so you have 10 slides that advance every 20 seconds.

A normal pecha kucha usually last for 20 slides at 20 seconds each.

Your slide show will only be 3minutes and 20 seconds long.

Use it to tell the story of your project so far.

Show only images on the slides – and talk alongside them.

Enjoy seeing what others are working on.

It's an informal exchange of ideas.

It is not a test – but you can keep it as part of your work.

You can delete the text in blue once you have read it.

Use Slide Images Only

Slide 1


Delete these notes as you add your images


- Tell the story of your research so far using images
- Do not use the web to source images – use your own collection

Instead include: Drawings, Photos, Scanned in Book Pages, Photos of Objects

- Do not include text on your slides
- This is a template, each slide is timed for 20 second (don't change the timings)
 - Create 10 slides and show us your initial thoughts
 - Enjoy finding out what everyone is working on!












(I see you in Everyone I meet.)











Thank You